



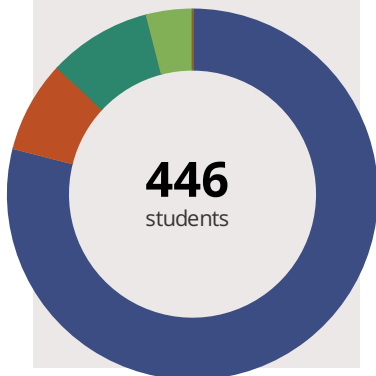
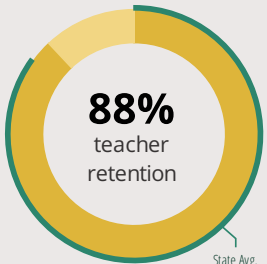
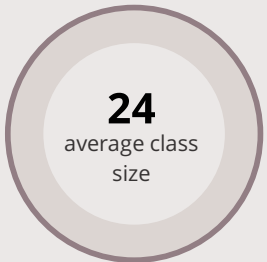
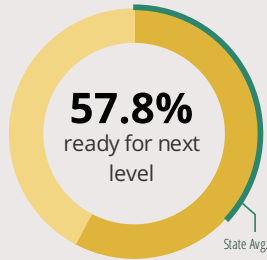
Lions Park Elem School

300 E Council Trl Lions Park Elementary School Mt Prospect, IL 60056 (847) 394-7330

Grades: 2 - 5
District: Mount Prospect SD 57

Principal: Mrs.Katherine Kelly
Superintendent: Dr.Elaine Aumiller

FAST FACTS



Academic Success

Elementary All Illinois students in grades 3-8 take the PARCC assessment each year. High school students take the SAT in Math and English Language Arts.

School	Fewer than 10 students
District	Fewer than 10 students
State	Fewer than 10 students

■ Did Not Meet
 ■ Partially Met
 ■ Approached
 ■ Met
 ■ Exceeded

Success by Student Group

This display shows PARCC performance levels for each student group. No data is shown for groups with fewer than 10 students.

White	Fewer than 10 students
Black	Fewer than 10 students
Hispanic	Fewer than 10 students
Low Income	Fewer than 10 students
English Learners	Fewer than 10 students
With Disabilities	Fewer than 10 students

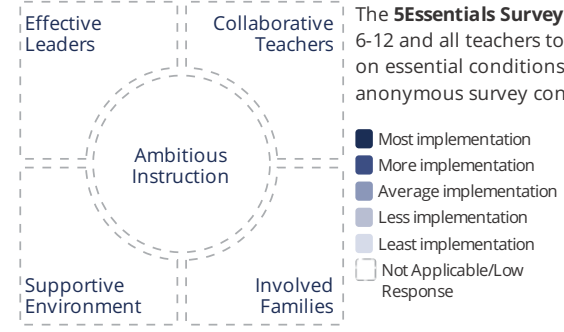
■ Did Not Meet
 ■ Partially Met
 ■ Approached
 ■ Met
 ■ Exceeded

Student Characteristics

■ White	79%	■ Low Income	8%
■ Black	0%	■ English Learners	9%
■ Hispanic	8%	■ With Disabilities	10%
■ Asian	9%	■ Homeless	1%
■ American Indian	0%		
■ Two or More Races	4%		
■ Pacific Islander	0%		

School Environment

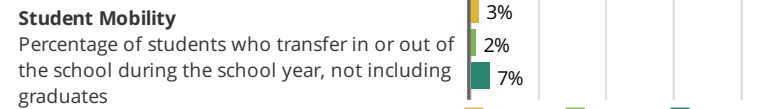
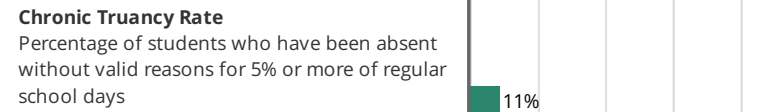
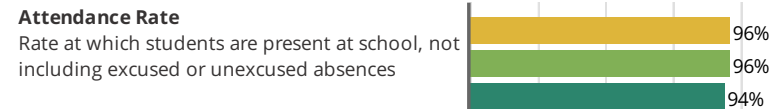
The **5Essentials Survey** allows students in grades 6-12 and all teachers to share their perspectives on essential conditions for learning. The anonymous survey consists of 5 components.



Response Rates	
Students	-
Teachers	32%

- Effective Leaders**
Do principals and teachers implement a shared vision for success?
- Collaborative Teachers**
Do teachers collaborate to promote professional growth?
- Ambitious Instruction**
Are the classes challenging and engaging?
- Supportive Environment**
Is the school safe, demanding, and supportive?
- Involved Families**
Does the entire staff build strong external relationships?

Student Attendance and Mobility





Lions Park Elem School

School Highlights

Academic Courses

5th Grade Band & Orchestra, Art, General Music, Science, Social Studies, Reading, Writing, Math, Enrichment Math in grades 3-5, Enrichment Reading in grades 4-5, EL Summer School, ESL Summer School, Literacy Support Services, Math Support Services, English Language Services, Physical Education, Special Education - Resource and Extended Support

Physical Education, Heath and Wellness

Lions Park Fun Run, Mount Prospect Fire Department Grade Level Presentations, Mount Prospect Police Department Grade Level Presentations, Olweus Bullying Prevention Program, Physical Education, Rainbows Groups, Robert Crown Health Program (5th Grade)

Other Programs and Activities

3rd Grade Chorus, 4th/5th Grade Chorus, 5th Grade Band, 5th Grade Musical, 5th Grade Orchestra, After School Care (Kids Corner), All School Variety Show, Art Club, Before School Care (Kids Corner), Bosch Science Club, Chess Club, Family Nights, Fine Arts Night, Monthly PTO Meetings, Partnership with Bosch, Partnership with Mount Prospect Historical Society, Partnership with Mount Prospect Police and Fire Departments, Partnership with Mount Prospect Public Library, Partnership with Prospect Hi...

School Awards

Continental Math Awards, Mount Prospect Shining Star Recipients, National Board Certified Teachers

Career Development Courses and Programs

We partner with Prospect HS and host HS interns who would like to teach

Athletics

Special Olympics

School Personnel Resources

Accelerated/Enrichment Teacher, Curriculum Specialist, English as a Second Language Teacher, General Administrator or General Supervi, Librarian/Media Specialist, Math Support Teacher, Paraprofessionals, Reading Specialist, School Nurse, School Psychologist, School Social Worker, Special Education Teacher, Speech Language Pathology Teacher, Technology Specialist

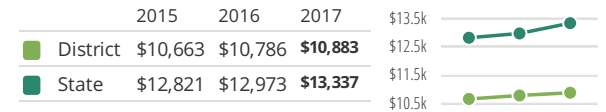
Facilities

District Finance

Instructional Spending per Pupil includes only the activities directly dealing with the teaching of students or the interaction between teachers and students.



Operational Spending per Pupil includes all costs for overall operations in this school's district, including Instructional Spending, but excluding summer school, adult education, capital expenditures, and long-term debt payments.



Educator Measures

This school has had **2 principal(s)** over the past 6 years. In the last three years, an average of **88% of teachers** return to this school each year.

FOR MORE INFORMATION

Visit IllinoisReportCard.com to see additional details about each item of information for this school. There you will find charts spanning multiple years, detailed explanations, resources, more of the school's programs and activities, and powerful tools that let you dig deeper into data.

Most of this data has been collected by ISBE from school districts through data systems. Some information, such as the School Highlights, is entered directly by principals and can be updated throughout the year.